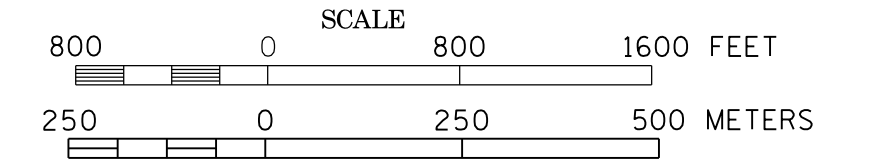
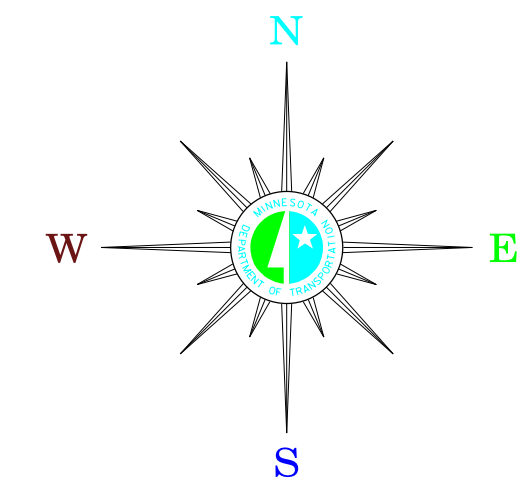


MUNICIPALITIES OF  
**BENTON CO.**

PREPARED BY THE  
MINNESOTA DEPARTMENT OF TRANSPORTATION  
OFFICE OF TRANSPORTATION SYSTEM MANAGEMENT  
IN COOPERATION WITH  
U.S. DEPARTMENT OF TRANSPORTATION  
FEDERAL HIGHWAY ADMINISTRATION

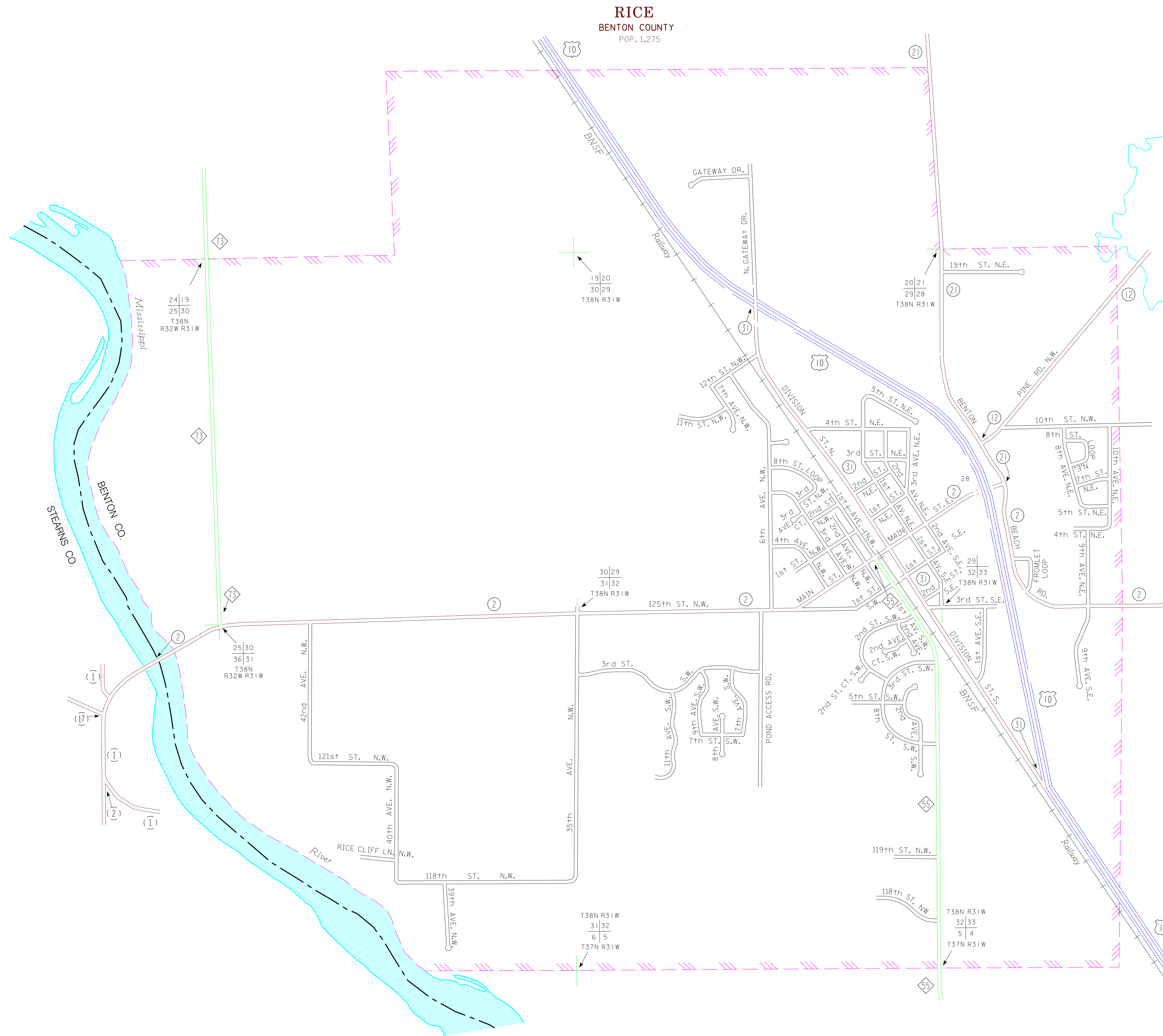


2015  
BASIC DATA - 2013



**LEGEND**

- INTERSTATE TRUNK HIGHWAY..... (I-35)
- U.S. TRUNK HIGHWAY..... (10)
- STATE TRUNK HIGHWAY..... (55)
- COUNTY STATE AID HIGHWAY..... (2)
- COUNTY ROAD..... (13)
- PUBLIC ROAD.....
- PRIVATE ROAD.....
- CORPORATE LIMITS.....



MUNICIPALITIES SHOWN  
ON THIS SHEET  
RICE

To request information from this document in an alternative format,  
call 651-366-4718 or 1-800-657-3774 (Greater Minnesota);  
711 or 1-800-627-3529 (Minnesota Relay). You may also send  
an e-mail to ADRequest.dot@state.mn.us.  
(Please request at least one week in advance).

NOTE: 2010 U.S. CENSUS FIGURES SHOWN FOR ALL MUNICIPALITIES UNLESS OTHERWISE STATED.